

# PRODUCT CATALOG 2022

## KEOFITT SESAME



**KEOFITT**  
WORLD LEADERS IN STERILE SAMPLING™

# KEOFITT SESAME™ SAMPLING VALVE

The KEOFITT SESAME™ Sampling Valve is KEOFITT's newest and patented dual-seat sampling valve. Truly unique in the market, it offers optimal CIP and SIP conditions while also incorporating steam supply control and completely eliminating the steam inlet dead-space in other designs.




















The unique feature of this valve is in its membrane design which incorporates two separate seats for sampling and sterilizing/sanitizing, respectively. The second seat is located in the area sealing off the valve head. This design allows the sealing area to be sterilized along with the valve chamber prior to each sampling procedure. Furthermore, no separate inlet is required, thus eliminating any dead space while sampling.

The KEOFITT SESAME™ valve is designed for sampling of low or medium viscosity products in the range of 0-1,000 cP with particles less than 3 mm in diameter. Sampling of more viscous liquids is possible, only will it take longer (depending on process pressure). The double-seat SESAME™ valve is used in a range of applications such as brewery, dairy, pharmaceutical and biotechnological companies, with a wide range of products such as:

- Medical Solutions
- Filtered and Unfiltered Beer
- Creams and Lotions
- Unprocessed Milk
- Perfume








# KEOFITT SESAME VALVE - BODIES





	WELDING BODIES			CONNECTION BODIES							INGOLD	
	TANK WELDING	PIPE WELDING	PIPE WELDING NW25	VARIVENT Ø50	VARIVENT Ø68	MINI CLAMP	CLAMP 1" & 1½"	CLAMP 2"	THREAD	UNION DIN 11851	INGOLD 40MM PORT LENGTH	INGOLD 52MM PORT LENGTH
HOSE PIECE	 890001	 890011	 890014	 890008	 890009	 890036	 NA-CONNECT ASME/DIN 890021	 890003	<i>on request</i>	 890040	<i>on request</i>	<i>on request</i>
1/2" TRI-CLAMP	 890006	 890010	<i>on request</i>	<i>on request</i>	 890013	 890039	 NA-CONNECT ASME/DIN 890022	 890005	<i>on request</i>	<i>on request</i>	 893105	 893205
THREAD M16X1,5	<i>on request</i>	<i>on request</i>	<i>on request</i>	<i>on request</i>	<i>on request</i>	<i>on request</i>	<i>on request</i>	<i>on request</i>	<i>on request</i>	<i>on request</i>	<i>on request</i>	<i>on request</i>
1/2" WELDING ENDS	 890007	 890019	<i>on request</i>	<i>on request</i>	<i>on request</i>	<i>on request</i>	<i>on request</i>	<i>on request</i>	<i>on request</i>	<i>on request</i>	<i>on request</i>	<i>on request</i>

SESAME BODIES
































# KEOFITT SESAME VALVE - HEADS

		TYPE H TURN KNOB 0-10 BAR	TYPE Q LEVER HANDLE 0-10 BAR	TYPE N PNEUMATIC 0-10 BAR	
		SESAME HEADS		SILICONE	 890041
EPDM	 890041E			 890043E	 890044E
PTFE	 895541			 895543	 895544

# KEOFITT SESAME INGOLD VALVE - HEADS

		TYPE H TURN KNOB 0-10 BAR	TYPE Q LEVER HANDLE 0-10 BAR	TYPE N PNEUMATIC 0-10 BAR	
		SESAME INGOLD HEADS		INGOLD I40 PTFE	 893141PTFE
INGOLD I52 PTFE	 893241PTFE			 893243PTFE	 893244PTFE

# KEOFITT SESAME - PARTS & ACCESSORIES

SESAME PARTS & ACCESSORIES	O-RINGS	 300119 20.24X2.62 FDA	 400208 EPDM 60X3	 400308 EPDM 42X3	 550184 FESTO	 880830 EPDM 20.35X1.78			
	MEMBRANES	 890051 SILICONE	 890052 EPDM	 890055 PTFE	 895531 PTFE (I40)	 895532 PTFE (I52)			
	FOR VALVE HEADS	 600170 LEVER HANDLE N	 600370 LEVER HANDLE Q SELF-CLOSING	 880255 TOOL FOR PTFE	 890170 LEVER HANDLE Q	 890370 LEVER HANDLE Q SELF-CLOSING			
	FOR HOSE PIECE	 550002 PTFE QC 0.5M	 550003 PTFE QC 1.0M	 550057 KÄRCHER ADAPTER	 600062 RUBBER CAP	 800013 QC SPIKE	 800053 QC/QC W9	 800058 QC COIL	 800059 QC XL COIL
		 800061 QC PLUG	 800070 QC STEEL PIPE	 800082 QC HOSE BARB 3/8	 800083 QC TC	 800086 QC W9 WITH M4 HP	 800091 QC PTFE	 800171 QC ADAPTER HP/ THREAD	 900045 QC SYRINGE INJECTION

